
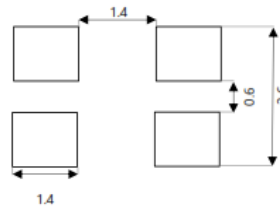
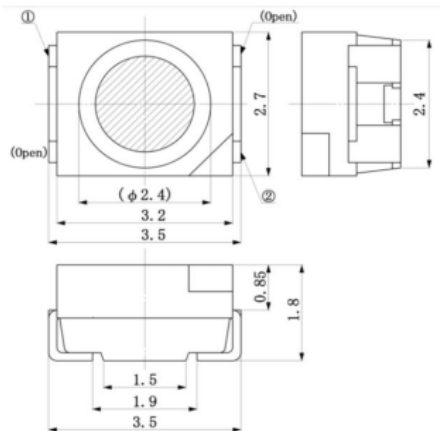


Peak Emission Wavelength: 1460nm

Unless otherwise specified, all drawing units are in mm
Tolerances are: ISO 2768-m



Pin 1 – Cathode
Pin 2 - Anode
Pin 3, 4 – open

Features:

- Color: IR, Wavelength 1460 nm Typical
- Package PLCC-4
- Package size: 3.5(L) x 2.7(W) x 1.8(H) mm
- Devices are ROHS and REACH compliant
- Lead free
- Viewing angle: 120°

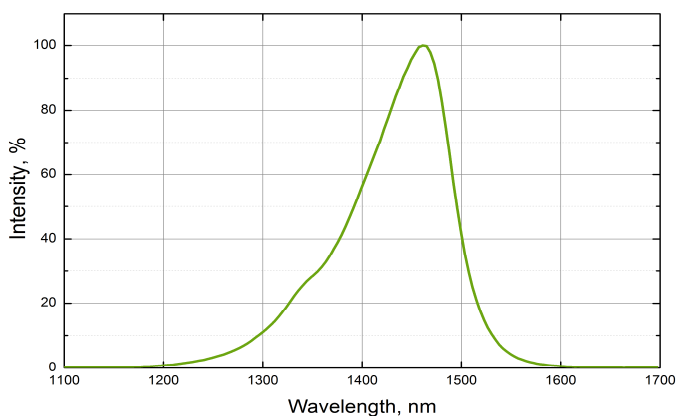
Absolute Maximum Ratings (Ta=25°C)



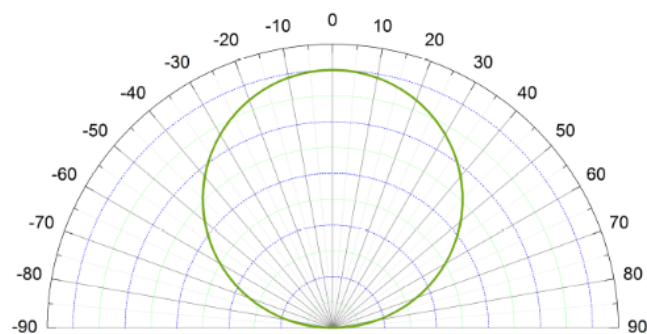
ITEMS	TEST CONDITIONS	SYMBOL	RATINGS	UNIT
Forward DC Current		If	50	mA
Forward Current (pulse)	t=10us, T = 10ms	If	0.5	A
Reverse Voltage		Vr	5	V
Power Dissipation		Po	75	mW
Operating Temperature Range		Top	-20 to +80	°C
Storage Temperature Range		Tst	-30 to +100	°C

Electrical & Optical Characteristics (Ta = 25°C)

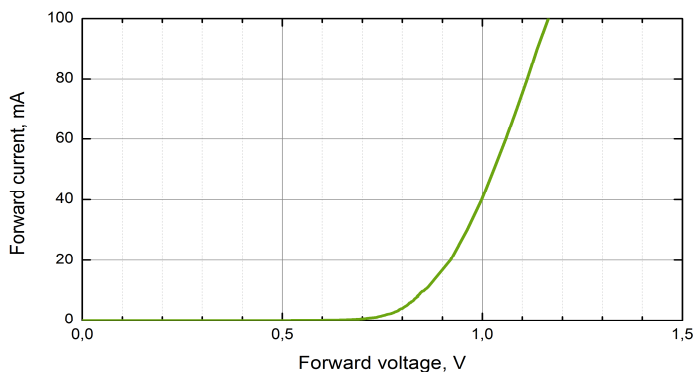
ITEMS	SYMBOL	CONDITIONS	MIN	TYP	MAX	UNIT
Forward Voltage	Vf	If=50mA	--	1.05	1.5	V
Output Power	Po	If=50mA	--	6	--	mW
Peak Wavelength	λ_p	If=50mA	--	1460	--	nm
Spectral Bandwidth	$\Delta\lambda_{0.5}$	If=50mA	--	118	--	nm
Reverse Current	Ir	V=5V	--	--	10	uA
Viewing Angle	Θ	If=50mA	--	120	--	deg



Typical spectrum at 50 mA

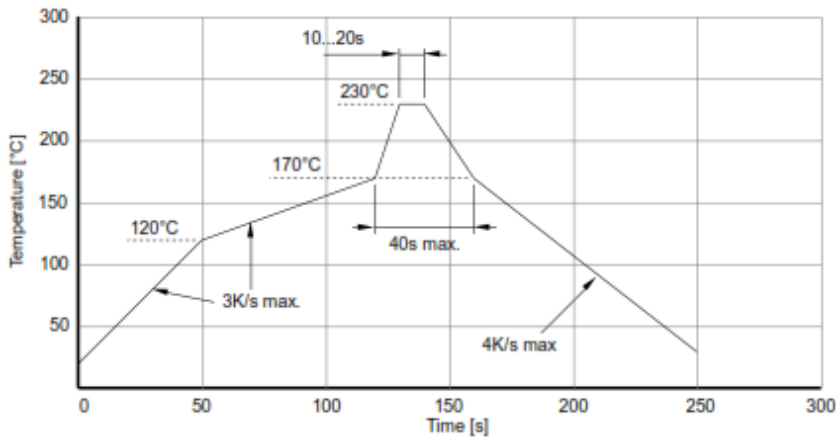


Radiation pattern

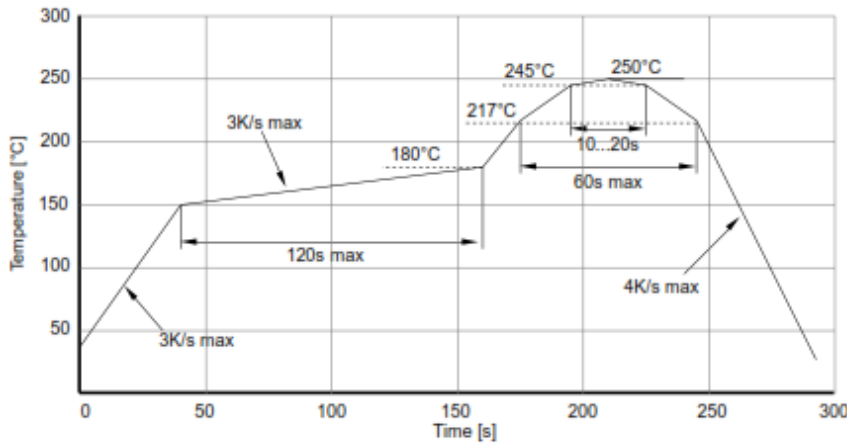


Forward current vs. forward voltage

• **Soldering Profiles**



IR reflow soldering profile for solder containing Lead



IR reflow soldering profile for Lead free soldering